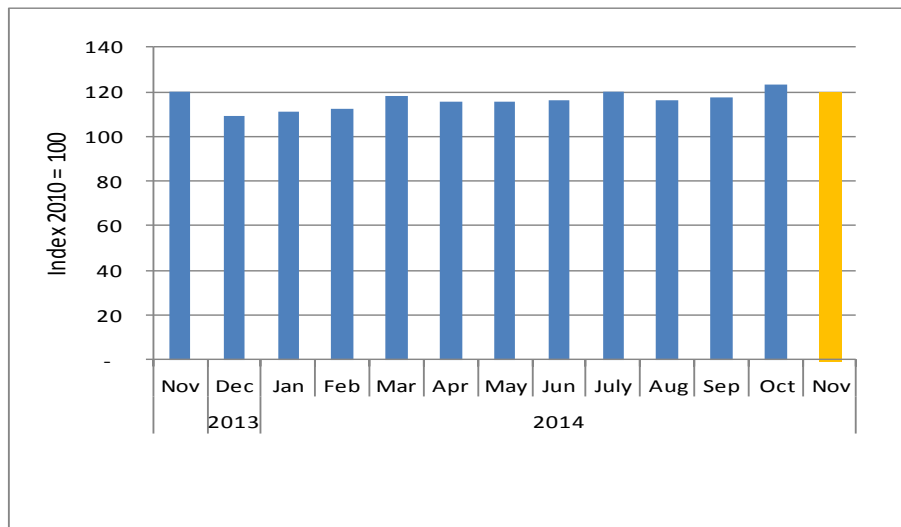




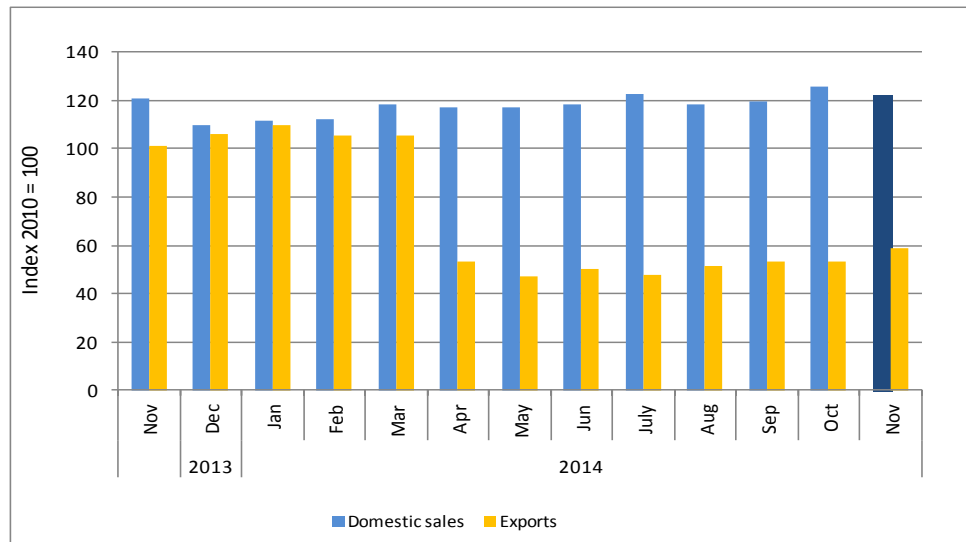
Chart 1: Electricity Total Sales Index (2010 = 100)



The electricity sales composite index (ESCI), consists of domestic and export sales of electricity, the index went down in November 2014 from 123.0 recorded in October 2014 to 120.0, while it remains unchanged when compared to the corresponding month of November 2013.

Domestic sales' contribution to the composite index slightly declined by 0.1 per cent in November 2014 as compared to October 2014. During the period under review, total sales of electricity in November 2014 saw a decline of 2.7 per cent from the previous month in terms of mega watts, which stood at 268 556 MWH.

Chart 2: Electricity Sales Sub-Sectors Index (2010 = 100)



Regional electricity distributors are the major buyers of the electricity in the economy followed by the mines, with 190 616 MWH and 54 449 MWH bought in November 2014 representing a share of 72.02 per cent and 20.7 per cent to the total domestic sales of electricity, respectively.

The domestic sales index in November 2014 recorded a weak performance when compared to October 2014, with an index of 122.0 translating to a decline of 4.0 basis points and slightly above the corresponding month of 2013 by 1.0 basis point.

The exports of electricity index shot up from 53.0 in October 2014 to 59.0 in November 2014 and a major decline of 41.9 per cent was recorded when compared to November 2013.




Table 1 A: Electricity Sales Sub-sector in Volume - MWH

Year	Month	Domestic sales	Exports
2010	Jan	209 050	6 266
	Feb	199 448	5 930
	Mar	223 412	6 093
	Apr	210 872	6 786
	May	212 520	6 577
	Jun	216 385	6 458
	Jul	223 373	6 668
	Aug	222 042	6 530
	Sep	215 880	6 597
	Oct	224 282	7 300
	Nov	220 976	7 168
	Dec	225 009	7 019
2011	Jan	220 754	6 723
	Feb	209 276	6 094
	Mar	224 987	5 518
	Apr	211 291	4 485
	May	224 720	4 853
	Jun	227 816	6 768
	Jul	241 925	7 382
	Aug	237 336	7 186
	Sep	233 669	6 854
	Oct	240 742	8 653
	Nov	233 689	7 338
	Dec	229 641	7 556
2012	Jan	238 320	7 885
	Feb	226 787	7 269
	Mar	242 209	7 829
	Apr	229 105	7 473
	May	239 032	7 832
	Jun	245 163	7 339

Table 1 B: Electricity Sales Sub-sector in Volume - MWH

Year	Month	Domestic sales	Exports
2012	Jul	255 169	7 282
	Aug	248 953	7 551
	Sep	242 637	7 340
	Oct	255 556	7 651
	Nov	255 349	7 364
	Dec	241 860	5 348
2013	Jan	252 370	7 819
	Feb	240 016	7 847
	Mar	254 075	7 680
	Apr	247 225	7 444
	May	246 908	6 311
	Jun	245 297	6 908
	Jul	257 875	6 416
	Aug	252 068	7 083
	Sep	249 489	7 117
	Oct	260 609	7 222
	Nov	261 928	6 673
	Dec	237 401	7 027
2014	Jan	241 755	7 267
	Feb	243 913	6 988
	Mar	257 198	6 988
	Apr	254 657	3 528
	May	254 651	3 126
	Jun	256 963	3 339
	Jul	265 930	3 151
	Aug	257 104	3 391
	Sep	259 670	3 534
	Oct	272 475	3 513
	Nov	264 682	3 874

Table 2 A: Total and Sub-sector Electricity Index

Year	Month	Domestic sales	Exports	Total Index
2011	Jan	101.8	101.6	101.8
	Feb	96.5	92.1	96.3
	Mar	103.7	83.4	103.1
	Apr	97.4	67.8	96.5
	May	103.6	73.4	102.7
	Jun	105.0	102.3	104.9
	Jul	111.5	111.6	111.5
	Aug	109.4	108.6	109.4
	Sep	107.7	103.6	107.6
	Oct	111.0	130.8	111.6
	Nov	107.7	110.9	107.8
	Dec	105.9	114.2	106.1
2012	Jan	109.9	119.2	110.1
	Feb	104.5	109.9	104.7
	Mar	111.6	118.3	111.9
	Apr	105.6	113.0	105.8
	May	110.2	118.4	110.4
	Jun	113.0	110.9	112.9
	Jul	117.6	110.1	117.4
	Aug	114.8	114.1	114.7
	Sep	111.8	110.9	111.8
	Oct	117.8	115.6	117.7
	Nov	117.7	111.3	117.5
	Dec	111.5	80.8	110.6

Table 2 B: Total and Sub-sector Electricity Index

Year	Month	Domestic sales	Exports	Total Index
2013	Jan	116	118	116
	Feb	111	119	111
	Mar	117	116	117
	Apr	114	113	114
	May	114	95	113
	Jun	113	104	113
	Jul	119	97	118
	Aug	116	107	116
	Sep	115	108	115
	Oct	120	109	120
	Nov	121	101	120
	Dec	109	106	109
2014	Jan	111	110	111
	Feb	112	106	112
	Mar	119	106	118
	Apr	117	53	115
	May	117	47	115
	Jun	118	50	116
	Jul	123	48	120
	Aug	119	51	116
	Sep	120	53	118
	Oct	126	53	123
	Nov	122	59	120

Methodological note

The information provided is on domestic electricity sales and exports and the sources of data is Nampower.

The reference period for the index is 2010, and as for the overall index, weights are used in calculation.