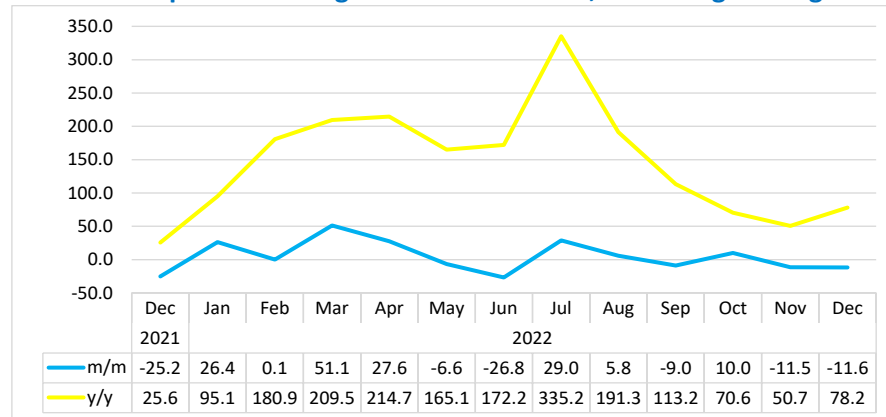




TRAVELERS ARRIVALS & DEPARTURES REPORT DECEMBER 2022

Chart 1: Composite Passenger Movement Index, Percentage Change

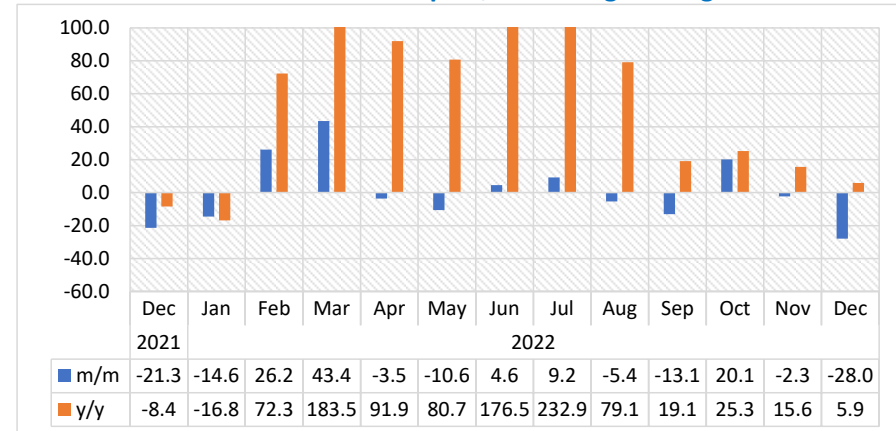


- The **Composite Passenger Movement Index** (consisting of regional, international, and domestic arrivals and departures of passengers at airports) declined monthly by 11.6 percent in December 2022, compared to a reduction of 11.5 percent registered in the previous month. Conversely, the index recorded an increase of 78.2 percent year on year (Chart 1).
- The decline registered monthly was mainly observed from declines in the movement of passengers across most airports except for Walvis Bay and Luderitz airports that registered an increase in passenger movements.
- In absolute terms, a total of 66 427 passengers were recorded at airport terminals across the country during the review month, as opposed to 75 138 passengers registered in November 2022. Hosea Kutako International airport accounted for 76.7 percent followed by Walvis Bay airport (11.2%), Eros airport (7.7%), Ya Toivo airport (2.8%),

¹ This graph is limited to -60 percent and 100 percent for better presentation.

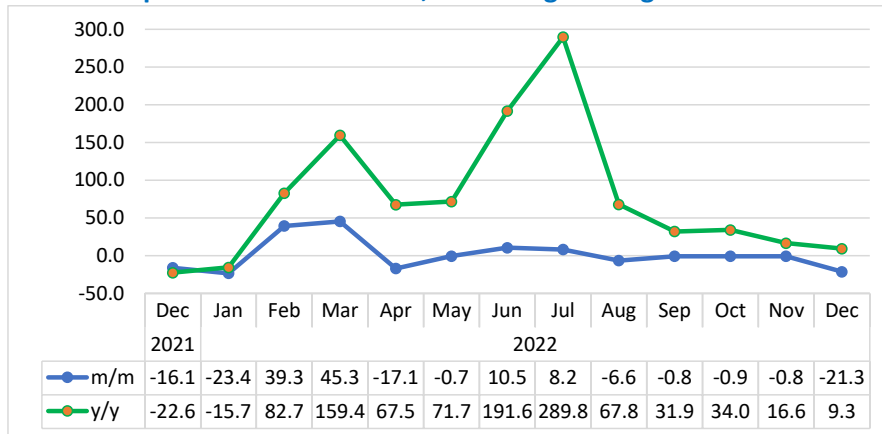
Katima Mulilo airport (0.9%), Luderitz airport (0.4%), Rundu airport (0.3%), Keetmanshop airport (0.0%).

Chart 2: Arrivals Index for Eros Airport, Percentage Change¹



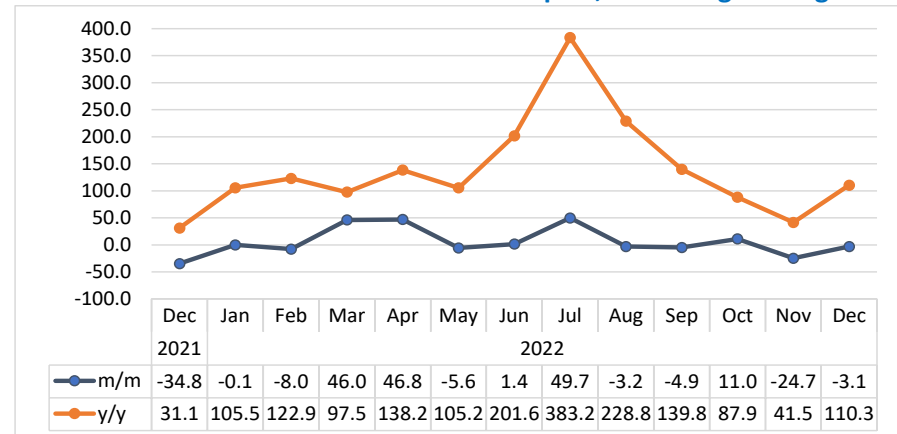
- The **Arrivals Index for Eros Airport** (Chart 2) declined monthly by 28.0 percent in December 2022, downward from a reduction of 2.3 percent recorded in the preceding month. However, the index registered an increase of 5.9 percent year on year.
- The number of passengers that arrived in December 2022 via Eros Airport declined to 2 531 passengers, in contrast to 3 513 passengers registered in the preceding month of 2022, while arrival increased when compared to 2 391 passengers registered in December 2021.

Chart 3: Departures Index for Eros, Percentage Change



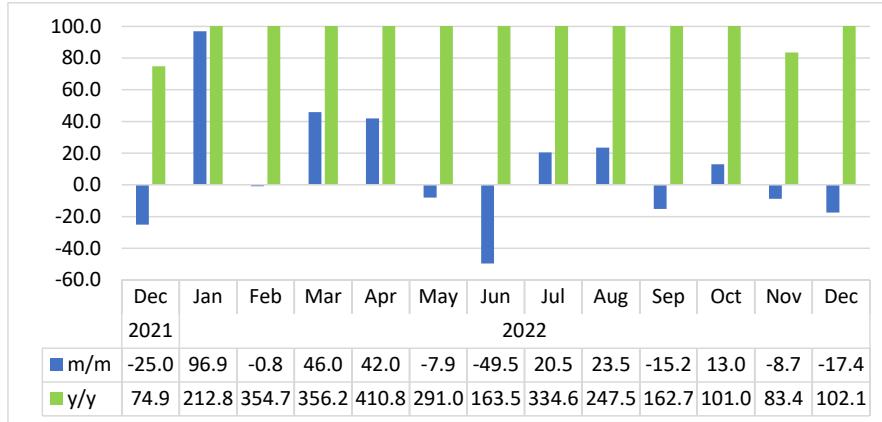
- The Index of **Departures for Eros Airport** (Chart 3) declined by 21.3 percent on monthly basis, in December 2022, when compared to a marginal reduction of 0.8 percent recorded in the preceding month.
- The number of passengers that departed through Eros Airport in December 2022 stood at 2 605 passengers, from 2 384 passengers registered in the corresponding month of 2021.

Chart 4: Arrivals Index for Hosea Kutako Airport, Percentage Change



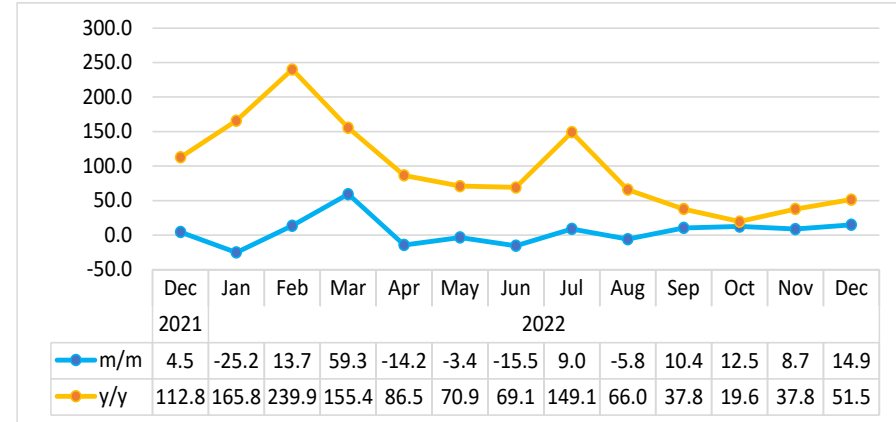
- The **Arrivals Index for Hosea Kutako Airport** (Chart 4) declined on a monthly basis, by 3.1 percent in December 2022, relative to a reduction of 24.7 percent posted a month earlier. Annually, the index increased by 110.3 percent.
- During December 2022, the number of passengers that arrived via Hosea Kutako Airport declined to 26 045 passengers, compared to 26 883 passengers recorded in November 2022, while the number of passengers increased when compared to 12 383 passengers recorded in the corresponding month of 2021.

Chart 5: Departures Index for Hosea Kutako, Percentage Change²



- The **Departures Index for Hosea Kutako Airport** (Chart 5) declined monthly by 17.4 percent in December 2022, compared to a reduction of 8.7 percent posted a month earlier.
- In absolute terms, the number of passengers that departed via Hosea Kutako airport declined to 24 900 passengers in December 2022, compared to 30 139 passengers in November 2022 and 12 319 passengers registered in the corresponding month of 2021.

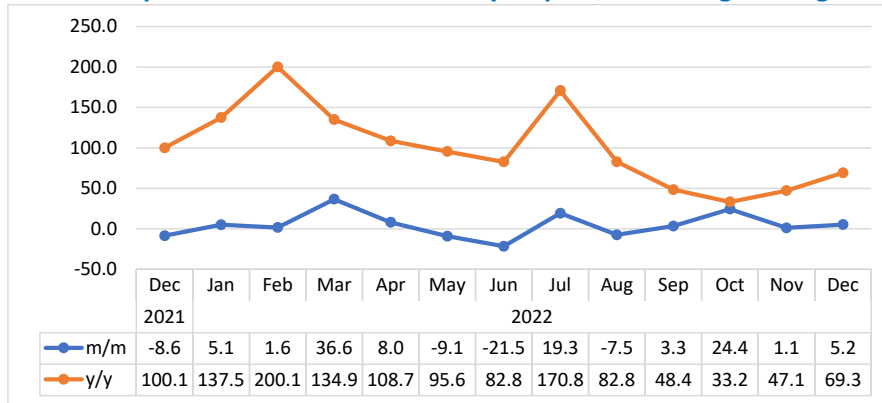
Chart 6: Arrivals Index for Walvis Bay, Percentage Change



- The **Arrivals Index for Walvis Bay Airport** (Chart 6) increased monthly, recording a growth of 14.9 percent in December 2022, an improvement when compared to a growth of 8.7 percent registered in the preceding month. Annually, the index recorded an increase of 51.5 percent.
- In absolute terms, a total number of 3 837 passengers arrived in December 2022 via Walvis Bay airport compared to 2 532 passengers registered in the corresponding month of 2021.

² This graph is limited to -60 percent and 100 percent for better presentation.

Chart 7: Departures Index for Walvis Bay Airport, Percentage Change



- The Index for **Departures for Walvis Bay Airport** (Chart 7) increased monthly by 5.2 percent in December 2022, compared to a growth of 1.1 percent registered in the previous month.
- In absolute terms, the number of passengers that departed via Walvis Bay airport in December 2022 increased, registering 3 604 passengers from 2 129 passengers recorded in the corresponding month of 2021.

Table 1: The indices of international arrivals and departures

Year	Month	Total Passengers	Index for Arrivals (Regional & International)	Index for Departures (Regional & International)
2020	Jan	98.2	94.8	101.6
	Feb	92.4	92.6	92.2
	Mar	60.6	57.1	64.1
	Apr	2.0	1.1	3.0
	May	8.2	8.2	8.1
	Jun	9.4	9.1	9.7
	Jul	12.0	11.3	12.7
	Aug	7.8	7.7	8.0
	Sep	7.8	7.3	8.2
	Oct	21.2	22.8	19.6
	Nov	30.5	32.3	28.7
	Dec	34.8	37.3	32.2
2021	Jan	28.3	26.0	30.7
	Feb	19.7	19.2	20.1
	Mar	27.0	27.5	26.5
	Apr	33.9	34.2	33.5
	May	37.5	36.8	38.3
	Jun	26.8	25.6	28.0
	Jul	21.6	22.6	20.6
	Aug	34.1	34.1	34.2
	Sep	42.4	44.8	40.0
	Oct	58.3	61.2	55.4
	Nov	58.4	61.4	55.4
	Dec	43.7	44.3	43.1

Table 1: The indices of international arrivals and departures continue...

Year	Month	Total Passengers	Index for Arrivals (Regional & International)	Index for Departures (Regional & International)
2022	Jan	55.2	41.1	69.4
	Feb	55.3	40.2	70.4
	Mar	83.5	61.8	105.5
	Apr	106.6	76.3	137.2
	May	99.5	72.1	127.3
	Jun	72.9	72.8	73.0
	Jul	94.0	101.4	86.5
	Aug	99.4	98.0	100.8
	Sep	90.4	93.0	87.8
	Oct	99.5	101.9	97.1
	Nov	88.0	83.9	92.3
	Dec	77.8	78.9	76.8

Methodology

Background: The information in this report looks at both citizen and non-citizen travelers' arrivals and departures.

Data sources: Namibia Airports Company

Base year: The volumes have been referenced to 2015 data as of November 2019

Conversion: 1 basis point = 0.01 percent